

USF Faculty Senate Council on Faculty Issues

presents

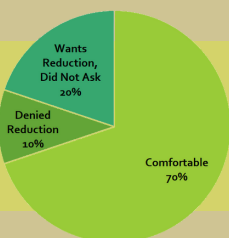
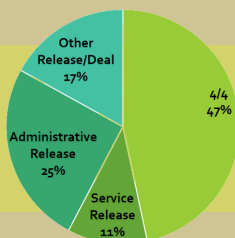
2020/2021 INSTRUCTOR CLIMATE SURVEY

Initial Analysis

Campus	Invitations	Responses	Percentage
St. Petersburg	38	20	52.6%
Sarasota-Manatee	39	27	69.2%
Tampa	392	208	53%
One USF	469	259	55.2%

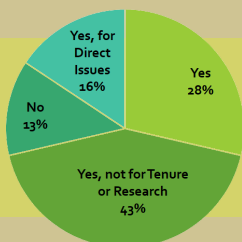
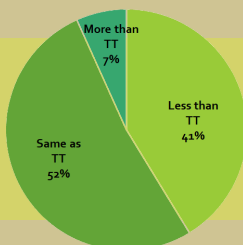
Response Rates

What is your teaching load (2020-2021)?



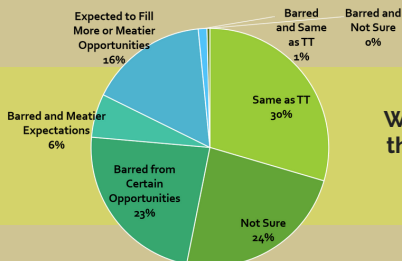
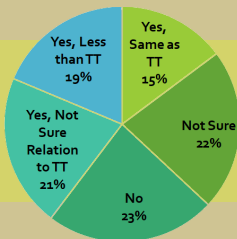
How do you feel about your teaching load?

Do you feel that you have equal input into your teaching assignments as tenure track faculty?



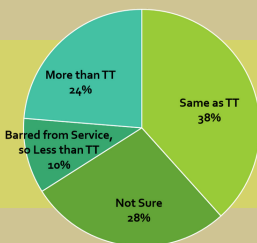
Do you have voting right in your department?

Are professional development funds available to you, from your department?



Which best describes the service culture in your department?

What about the amount of service expected of instructors in your department?

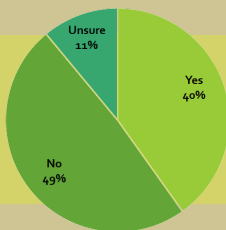


Area	Instructors with Assignment	Average FTE
Teaching	253	80.55%
Service	238	11.18%
Research	51	10.76%
Administrative*	69	28.31%

FTE

*5 people indicated an administrative job without an administrative assignment; they are included in this total but do not have an associated category.

Have you felt excluded or discriminated by your department leadership or your peers because of your position as an instructor?



More data is coming...

A full report, with deeper quantitative analyses, qualitative analysis, contextualization, and recommendations, will be completed Summer 2021. Please contact Dr. Jenna Luque at jennaluque@usf.edu with any questions.